

Caretaker Plus

Automatic Switch



Buffered automatic switch

Available in four or eight-port models

Serial or parallel versions

Compatible with most serial and parallel devices

Up to 2MB buffer memory

Features and Benefits

- Simultaneous inputs accepted from all computers
- Units can be linked together if more than 8 users need access to a connected peripheral
- Available in serial (RS232) or parallel (Centronics)
- Each port can automatically send a "form-feed"
- Up to two megabyte buffer option
- Serial units have programmable baud rate and flow control
- Noise protection feature prevents computers being powered on or off from generating spurious data
- Mode, data, busy, and error LEDs show data activity and status
- Power-up self-test and error display show any hardware problems
- Unlimited technical support
- Rack mount kits available
- Made in the USA

The Caretaker™ Plus Advantage . . .

The Caretaker Plus makes it possible for you to connect up to eight computers or terminals to a common printer, plotter, or other serial or parallel device.


Designed with your needs in mind, the Caretaker Plus uses commonly available cables, is compatible with all computers, printers, and plotters, and has up to 2MB of buffered memory. The buffered memory allows multiple computers to simultaneously send data to the unit for fast, efficient printer sharing.

Serial models support BAUD rates up to 19,200 BAUD (RS422 optional)

Parallel models support standard Centronics parallel (DB25 parallel optional)

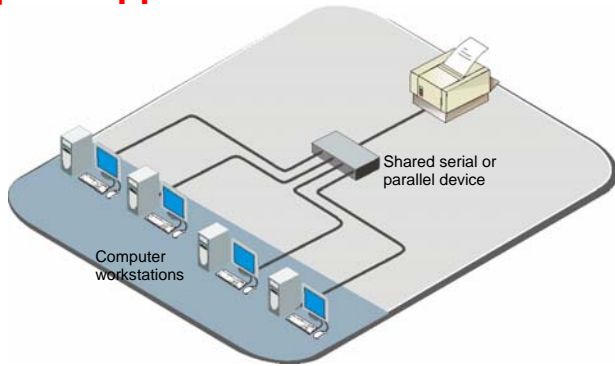
Accessing the shared device is simply done by sending data to the unit. The data is sent to the device in the order it was received. There is no easier way to share a common peripheral than with the Caretaker Plus.

Easy installation, easy expansion, and easy maintenance...everything you've come to expect in Rose Electronics products. Call us today to discuss your printer or device sharing application.



Advance and select buttons for Configuration, Status indicators Show mode, busy, select and error

Typical Application



Connect up to 8 computers to a single serial or parallel device

Introduction Caretaker Plus has been designed with advanced features for a smooth, trouble-free operation. Following are some of the features that make it the best buffered automatic switch on the market.

Basic Concepts Caretaker Plus routes data automatically from multiple computers to a common printer or plotter. When you send a print job from your computer, the Caretaker Plus checks to see if the peripheral is available. If it is, it makes the port connection, sending your data immediately to the printer. When your job is finished, the switch disconnects your computer from the peripheral, making it available for another job. If you send a job while the peripheral port is busy, Caretaker Plus queues your job with any other pending jobs, storing all data in the buffer until the printer is available.

Buffered Memory The Caretaker Plus buffer is dynamically allocated, meaning that memory is allocated to each job as it is needed. As the data in the buffer is sent to its destination, the buffer is reclaimed to be used again, ensuring that all jobs have adequate memory available. This maximizes productivity by returning control of the computer to the operator quickly and by significantly reducing print time. Schools and offices that most commonly print one or two page documents typically need 16K or 64K buffers. For larger business and word processing environments, memory sizes of 256K or 512K are most common. CAD plotting, legal, or desktop publishing applications, on the other hand, require buffer memories of 1MB or 2MB.

Cables Caretaker Plus is connected to serial peripherals by null modem cabling and to parallel peripherals by Centronics-to-Centronics cabling. Normally, serial cabling in excess of 100 feet is not recommended, nor is parallel cabling over 25 feet. Caretaker Plus, however, has a very strong driving capability and can usually exceed these distances. The limitation is not with Caretaker Plus, but in your computer's driving capability. To break the 25-foot parallel barrier, you can rely on Super Cable, another quality Rose product that lets you extend parallel cabling up to 200 feet.

Noise Protection The advanced filtering techniques that Caretaker Plus has make it immune to most transients generated by other computers that are connected.

Front Panel The LEDs located on the front panel display active and queued print jobs, busy information, data flow, and errors.

Advanced features The advanced features list allows you to configure the number of filter characters, unidirectional XON/XOFF, reverse channel data time-out, and allow time-out on busy. These are not normally used but are used to access certain non-standard printers, mainframes, or computers. You can also disable the front panel switches when tampering is discouraged, such as in schools.

Part Numbers

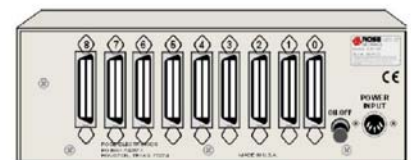

| | |
|-----------|--|
| CTP-4S | 4 serial in, 1 serial out |
| CTP-4P | 4 parallel in, 1 parallel out |
| CTP-5P/25 | 5 parallel in, 1 out (DB25 connectors) |
| CTP-8S | 8 serial in, 1 serial out |
| CTP-8P | 8 parallel in, 1 parallel out |

Specifications

| Dimensions | Width | Depth | Height | Weight | |
|------------|-------|-------|--------|--------|-------------------------|
| | in | 10.5 | 5.0 | 3.5 | 4-port: 6 lbs / 2.72kg |
| | cm | 26.7 | 8.9 | 12.7 | 8-port: 7 lbs / 3.18 kg |

| | |
|-----------------------|--|
| Power | Auto Switching, 90 - 240 VAC |
| Connectors | Power: Din5 Serial: DB25F Parallel: 36 pin Centronics Female |
| Memory | Field upgradeable to 64K or 256K |
| Chassis | Electro-galvanized steel, Powder coated |
| Controls | Advance and select switches Mode, Data, Busy, Error, Port 1-8 LEDs |
| Serial protocol* | EIA asynchronous RS232D |
| Parallel protocol | TTL Centronics |
| Serial flow control | DTR/DSR or XON/XOFF to buffer; DSR/DTR sent through for modem |
| Parallel flow control | STB/ACK/BUSY |
| Serial baud rate | 50 - 19,200 BAUD* |
| Serial word size | 5, 6, 7, or 8* |
| Serial parity | none, odd, even, mark, space* |
| Serial stop bits | 1 or 2* |
| Environmental | 32°F - 131°F (0° - 55° C), 0%-80% non-condensing relative humidity |
| Approvals | CE |

* Each port is individually programmable



Rear view of Caretaker Plus models CTP-8S and CTP-8P

■ Phone: 281-933-7673 ■ E-mail: sales@rose.com ■

10707 Stancliff Rd. Houston, TX 77099

Rose Electronics – Europe: +49 (0)2454 969442 Rose Electronics – Asia: +65 6324 2322